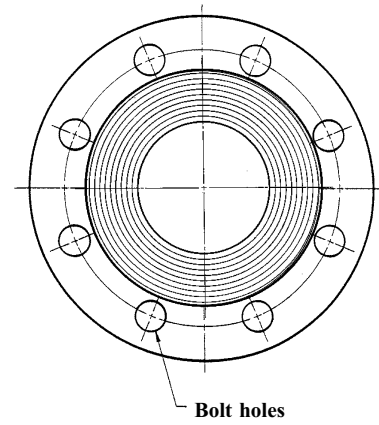




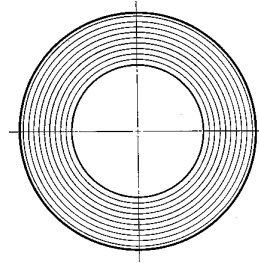
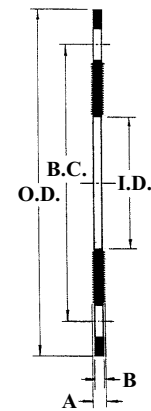
Seal-Tite Flange Gaskets

Model STF • Model STR

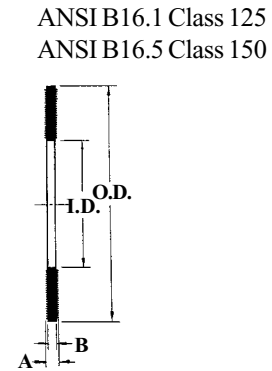
UNITED BRAND



FULL FACE



RING TYPE



ANSI B16.1 Class 125
ANSI B16.5 Class 150

- Low Torque Sealing
- Molded one piece gasket
- NBR material -20°F ~ +180°F
- Recommended for water and wastewater

DIMENSIONS IN INCHES

| Nominal Size | Part No. (Full Face) | Part No. (Ring) | ID | OD (Full Face) | OD (Ring) | A | B | BC (Full Face) | No. of Bolt Holes (Full Face) | Size of Bolt Holes (Full Face) |
|--------------|----------------------|-----------------|-------|----------------|-----------|-----|-----|----------------|-------------------------------|--------------------------------|
| 2 | STF02 | STR02 | 2.15 | 6.00 | 3.90 | .16 | .12 | 4.75 | 4 | .75 |
| 2 1/2 | STF025 | STR025 | 2.73 | 7.00 | 4.70 | .16 | .12 | 5.50 | 4 | .75 |
| 3 | STF03 | STR03 | 3.20 | 7.50 | 5.15 | .16 | .12 | 6.00 | 4 | .75 |
| 4 | STF04 | STR04 | 3.98 | 8.50 | 6.30 | .16 | .12 | 7.50 | 8 | .75 |
| 5 | STF05 | STR05 | 5.07 | 10.00 | 7.60 | .16 | .12 | 8.50 | 8 | .88 |
| 6 | STF06 | STR06 | 6.01 | 11.00 | 8.50 | .16 | .12 | 9.50 | 8 | .88 |
| 8 | STF08 | STR08 | 8.11 | 13.50 | 10.60 | .16 | .12 | 11.75 | 8 | .88 |
| 10 | STF10 | STR10 | 10.06 | 16.00 | 12.80 | .16 | .12 | 14.25 | 12 | 1.00 |
| 12 | STF12 | STR12 | 12.09 | 19.00 | 14.75 | .16 | .12 | 17.00 | 12 | 1.00 |
| 14 | STF14 | STR14 | 14.12 | 21.00 | 17.15 | .16 | .12 | 18.75 | 12 | 1.13 |
| 16 | STF16 | STR16 | 16.19 | 23.50 | 19.90 | .16 | .12 | 21.25 | 16 | 1.13 |
| 18 | STF18 | STR18 | 18.25 | 25.00 | 21.15 | .16 | .12 | 22.75 | 16 | 1.25 |
| 20 | STF20 | STR20 | 20.28 | 27.50 | 23.60 | .16 | .12 | 25.00 | 20 | 1.25 |
| 24 | STF24 | STR24 | 24.34 | 32.00 | 27.95 | .16 | .12 | 29.50 | 20 | 1.38 |

Seal-tite gaskets meet the description of "special gaskets" referenced in ANSI A21.10, ANSI A21.11 and ANSI A21.15. Performance testing, per Section 4.5 of ANSI A21.11 permits the working pressure rating of 350 psi for ductile iron flanged joints when Seal-tite gaskets are employed. Check with pipe/fitting manufacturer.

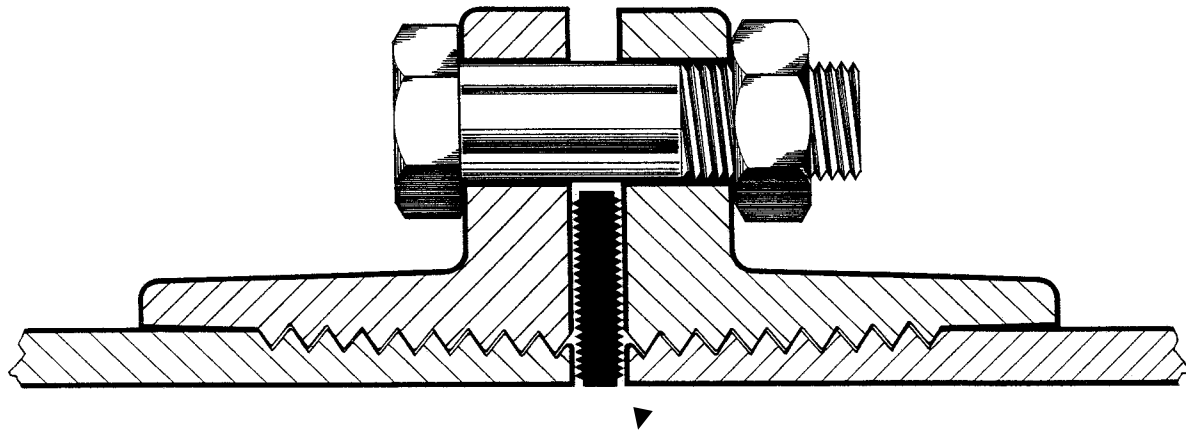
Fab pipe inc.



21425 147th Ave. N., Rogers, MN 55374
Tel: (763) 428-2259 • Fax: (763) 428-4978



Flanged Pipe Assembly with Seal-Tite Gaskets



Seal-Tite gasket makes contact on the machined pipe surfaces creating a positive seal between the pipe ends on ductile iron fabricated pipe, eliminating possible leakage at the threads.

Assembly Instructions:

All flange faces, bolts, nuts, and gaskets should be free of dirt, grease, or other foreign matter.

The ring gasket will fit just inside the bolt holes. We recommend gluing the gasket to the face of one of the flanges to ensure correct alignment and to ease in the installation.

Bolts should be torqued to this minimum torque requirement shown in the table, in several steps, alternating with opposite bolts 180° apart.

Bolt Torque Requirements

| SIZE | Working Pressure | |
|------|------------------|--------------|
| | 250 psi WWP | 350 psi WWP |
| | min. torque | min. torque |
| 3" | 100 ft. lbs. | 125 ft. lbs. |
| 4" | 100 ft. lbs. | 125 ft. lbs. |
| 6" | 100 ft. lbs. | 125 ft. lbs. |
| 8" | 100 ft. lbs. | 125 ft. lbs. |
| 10" | 100 ft. lbs. | 150 ft. lbs. |
| 12" | 100 ft. lbs. | 200 ft. lbs. |
| 14" | 125 ft. lbs. | 250 ft. lbs. |
| 16" | 125 ft. lbs. | 250 ft. lbs. |
| 18" | 125 ft. lbs. | 300 ft. lbs. |
| 20" | 150 ft. lbs. | 300 ft. lbs. |
| 24" | 150 ft. lbs. | 400 ft. lbs. |

Note: Design subject to change without notice.

Fab pipe inc.

011



21425 147th Ave. N., Rogers, MN 55374
Tel: (763) 428-2259 • Fax: (763) 428-4978

